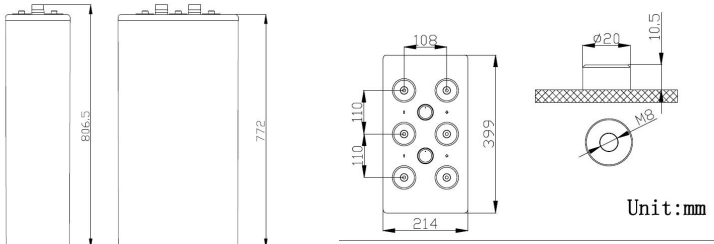


PHYSICAL SPECIFICATION

Nominal Voltage		2V	
Nominal Capacity (10HR)		2000Ah	
Dimension	Length	399±2mm (15.70 inches)	
	Width	214±2mm (8.43 inches)	
	Container Height	772±2mm (30.4inches)	
	Total Height	806.5±2mm (31.7 inches)	
Weight		Approx. 153 Kg (337.2lbs)	
Standard Terminal		Bolt-and-nuts terminal Bolt Type: M8	
 <p style="text-align: right;">Unit:mm</p>			



ELECTRICAL SPECIFICATION

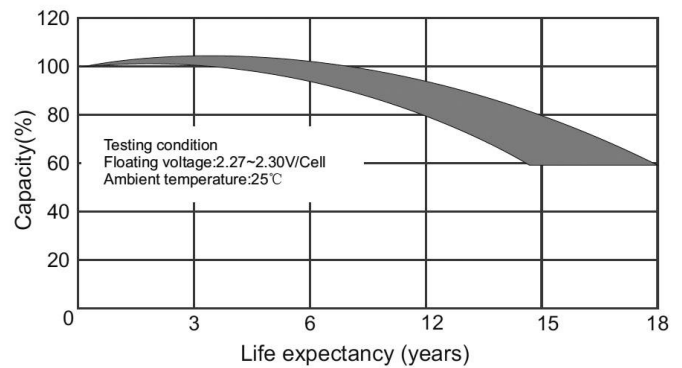
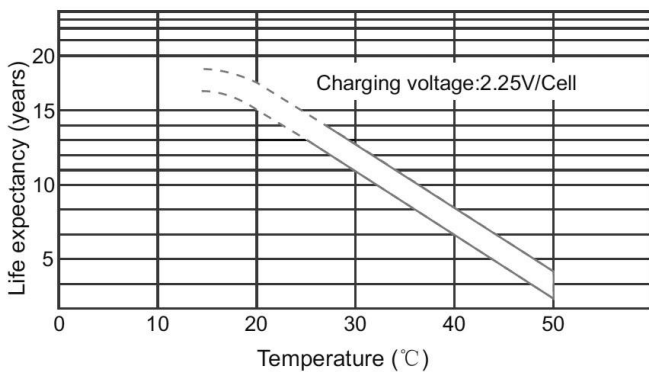
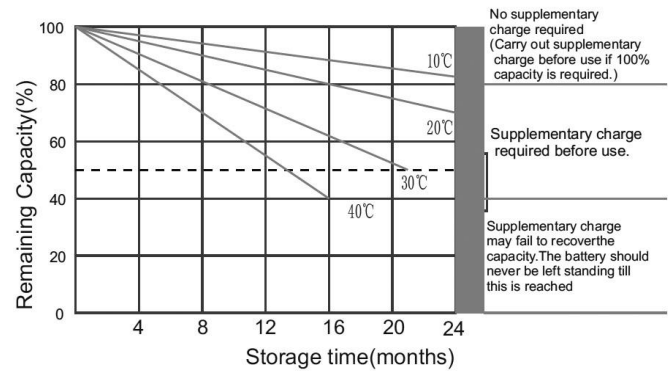
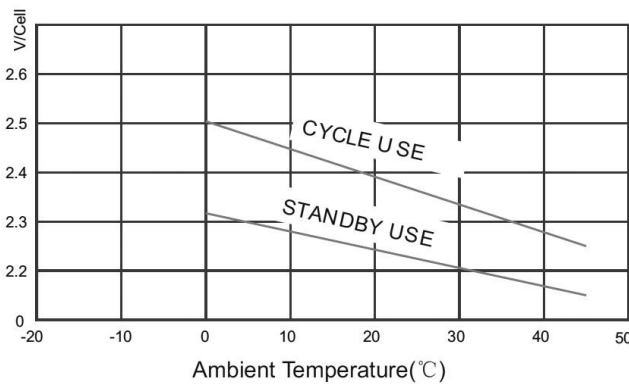
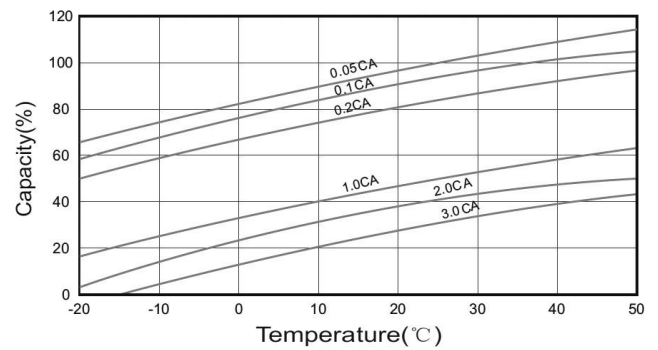
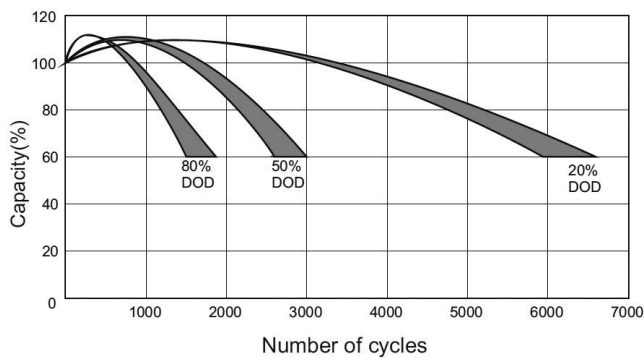
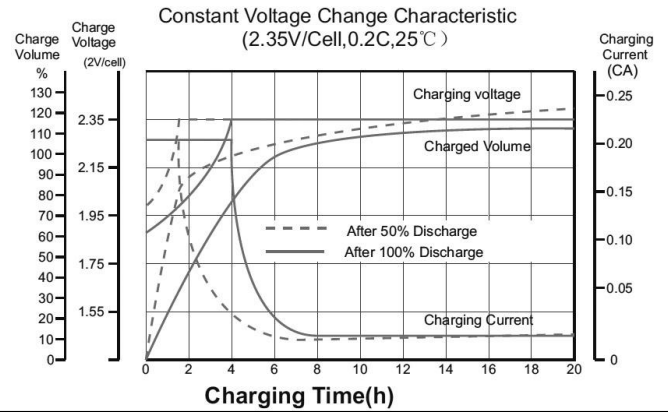
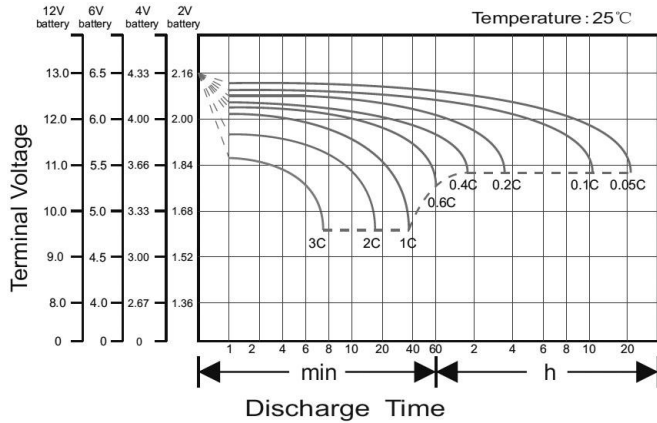
Characteristics			Main Advantages
Capacity	10 hour rate (201.0A to 1.80v/cell) 5 hour rate (356.0A to 1.70v/cell) 3 hour rate (520.0A to 1.70v/cell) 1hour rate (1200A to 1.60v/cell)	2010Ah 1780Ah 1560Ah 1200Ah	<ul style="list-style-type: none"> >> adopt tubular plate with GEL technology >> longest lifespan under deep discharge >> Strong temperature resistance performance >> Better charge reception capability >> 20 years design life
Operating Temp. Range	Discharge : -40℃~55℃ Charge : -15℃~50℃ Storage : -15℃~40℃		
Max. Discharge Current	10000A(5sec)		
Short Circuit Current	15000A		
Designed life	20 years (floating) at 25℃(77 °F)		
Internal Resistance	Full charged battery (25℃,77 °F) 0.32mΩ		
Constant Voltage Charge	Cycle	Initial Charging Current less than :≤500.0A Voltage: 2.35~2.40V at 25℃ (77 °F) Temperature Coefficient -5mV/℃	
	Standby	No limit on Initial Charging Current Voltage: 2.25V at 25℃ (77 °F) Temperature Coefficient -3mV/℃	

CONSTANT CURRENT DISCHARGE RATING A@25℃

F.V/TIME	15min	30min	1h	2h	3h	4h	5h	8h	10h
1.60V	2100	1650	1200	750	540	430	365	259	212
1.65V	1980	1570	1130	730	530	420	361	257	211
1.70V	1870	1500	1110	710	520	418	356	254	210
1.75V	1750	1420	1040	690	510	410	350	249	207
1.80V	1630	1330	990	670	500	400	342	243	201

CONSTANT POWER DISCHARGE RATING WATT PER CELL@25℃

F.V/TIME	15min	30min	1h	2h	3h	4h	5h	8h	10h
1.60V	3620	2900	2190	1400	1020	815	693	495	406
1.65V	3460	2750	2060	1370	1005	799	687	492	405
1.70V	3270	2650	2030	1340	990	797	680	488	404
1.75V	3090	2540	1940	1310	975	785	671	480	400
1.80V	2920	2430	1860	1280	960	769	658	469	389



(Note) All above information shall be changed without prior notice, Shimastu reserves the right to explain and update the latest information.