



OPzV3000 Tubular GEL Battery



PHYSICAL SPECIFICATION

Nominal Voltage		2V	
Nominal Capacity (10HR)		3000Ah	
Dimension	Length	576±2mm	(22.68 inches)
	Width	212±2mm	(8.35 inches)
	Container Height	772±2mm	(30.4 inches)
	Total Height	802±2mm	(31.57 inches)
Weight		Approx. 215 Kg (474.0lbs)	
Standard Terminal		Bolt-and-nuts terminal Bolt Type: M8	
<p style="text-align: right;">Unit: mm</p>			



ELECTRICAL SPECIFICATION

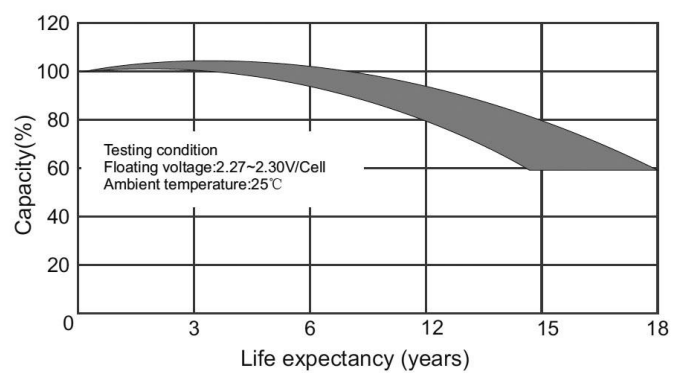
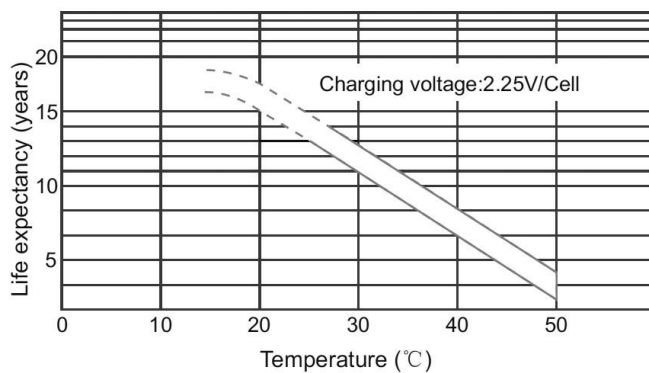
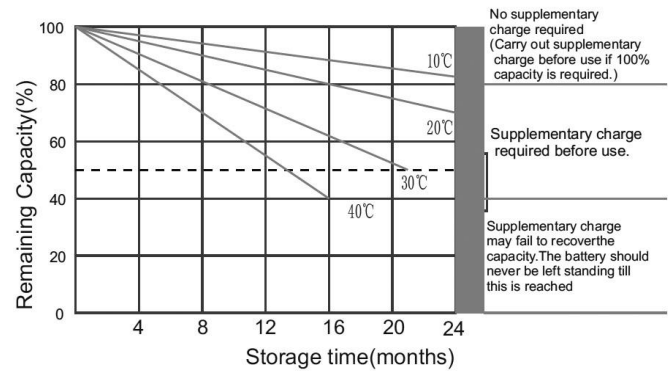
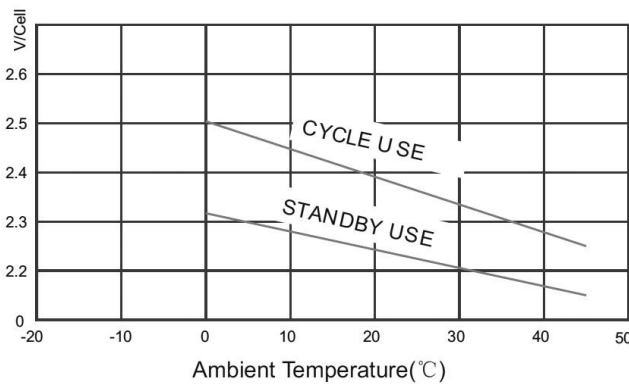
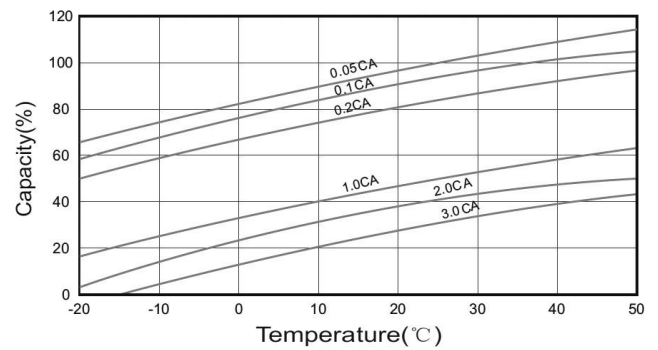
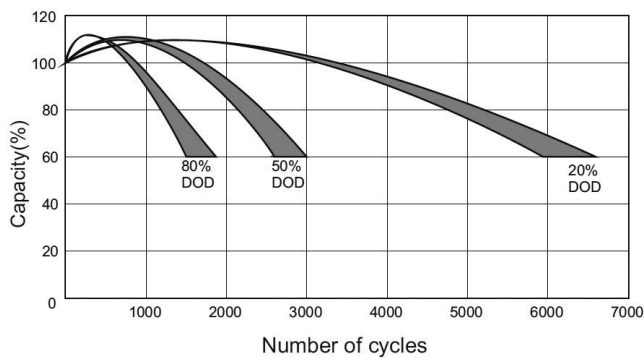
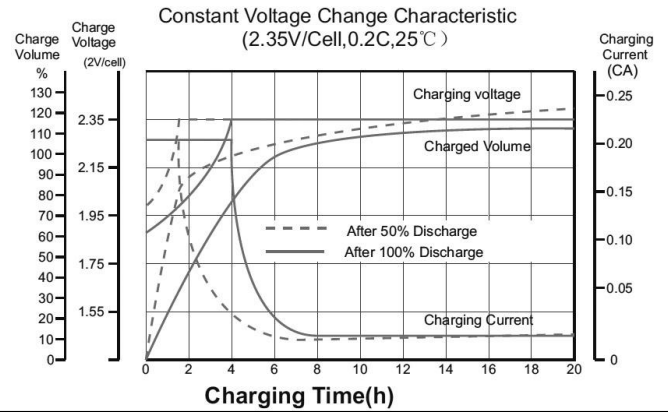
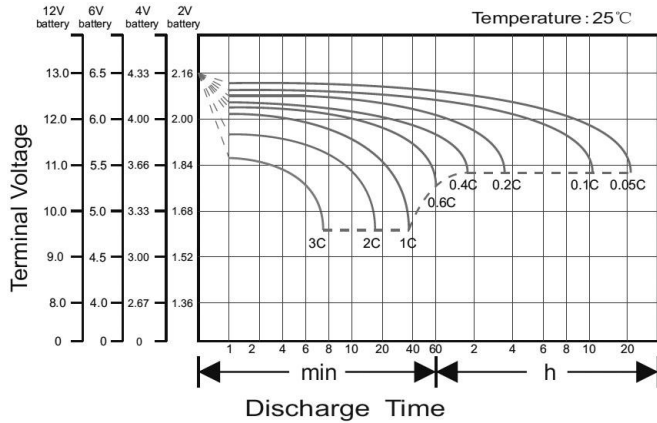
Characteristics			Main Advantages
Capacity	10 hour rate (301.5A to 1.80v/cell) 5 hour rate (534A to 1.70v/cell) 3 hour rate (780A to 1.70v/cell) 1hour rate (1800A to 1.60v/cell)	3015Ah 2670Ah 2340Ah 1800Ah	<ul style="list-style-type: none"> >> adopt tubular plate with GEL technology >> longest lifespan under deep discharge >> Strong temperature resistance performance >> Better charge reception capability >> 20 years design life
Operating Temp. Range	Discharge : -40°C~55°C Charge : -15°C~50°C Storage : -15°C~40°C		
Max. Discharge Current	13000A(5sec)		
Short Circuit Current	27000A		
Designed life	20 years (floating) at 25°C (77 °F)		
Internal Resistance	Full charged battery (25°C, 77 °F) 0.28mΩ		
Constant Voltage Charge	Cycle	Initial Charging Current less than :≤750A Voltage: 2.35~2.40V at 25°C (77 °F) Temperature Coefficient -5mV/°C	
	Standby	No limit on Initial Charging Current Voltage: 2.25V at 25°C (77 °F) Temperature Coefficient -3mV/°C	

CONSTANT CURRENT DISCHARGE RATING A@25°C

F.V./TIME	15min	30min	1h	2h	3h	4h	5h	8h	10h
1.60V	3150	2475	1800	1125	810	645	547.5	388.5	318.0
1.65V	2970	2355	1695	1095	795	630	541.5	385.5	316.5
1.70V	2805	2250	1665	1065	780	627	534.0	381.0	315.0
1.75V	2625	2130	1560	1035	765	615	525.0	373.5	310.5
1.80V	2445	1995	1485	1005	750	600	513.0	364.5	301.5

CONSTANT POWER DISCHARGE RATING WATT PER CELL@25°C

F.V./TIME	15min	30min	1h	2h	3h	4h	5h	8h	10h
1.60V	5430	4350	3285	2100	1530	1223	1039.5	742.5	609.0
1.65V	5190	4125	3090	2055	1508	1199	1030.5	738.0	607.5
1.70V	4905	3960	3045	2010	1485	1196	1020.0	732.0	606.0
1.75V	4635	3795	2910	1965	1463	1178	1006.5	720.0	600.0
1.80V	4380	3645	2790	1920	1440	1154	987.0	703.5	583.5



(Note) All above information shall be changed without prior notice, Shimastu reserves the right to explain and update the latest information.