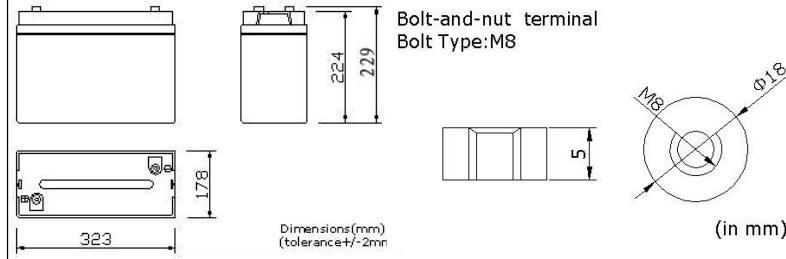


PHYSICAL SPECIFICATION

Nominal Voltage		6V
Nominal Capacity (10HR)		200Ah
Dimension	Length	323±2mm (12.72 inches)
	Width	178±2mm (7.01 inches)
	Container Height	224±2mm (8.82 inches)
	Total Height	229±2mm (9.02 inches)
Weight		Approx. 30.2 Kg ±3% (66.58lbs)
Standard Terminal		Bolt-and-nuts terminal Bolt Type: M8



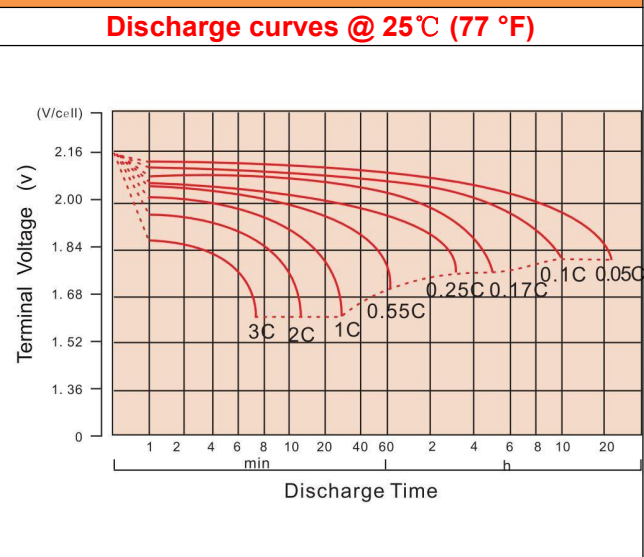
Shimastu NP series AGM VRLA Batteries have been developed as general purpose batteries, they're valve-regulated lead acid batteries with high quality Absorbed Glass Mat (AGM) separators & high purity raw materials, featured by perfectly good performance and reliable standby service life.

Features:

1. Non-spillable
2. Sealed and Maintenance-free Operation
3. High Quality and High Reliability
4. Less gassing, low Self-discharge
5. Low internal resistance
6. Long design life up to 10 years in float service at 25°C (77 °F)

ELECTRICAL SPECIFICATION

Characteristics		
Capacity	10 hour rate (20A)	200Ah
	5 hour rate (34A)	170Ah
	3 hour rate (50A)	150Ah
	1 hour rate (110A)	110Ah
Capacity affected by temperature	40°C (104 °F)	102%
	25°C (77 °F)	100%
	0°C (32 °F)	85%
Max Discharge Current	2000A(5 Sec)	
Short Circuit Current	3700A	
Internal Resistance	Full charged battery (25°C, 77 °F) 3.8mΩ	
Constant Voltage Charge	Cycle	Initial Charging Current less than 50A Voltage 7.05~7.20V at 25°C (77 °F) Temperature Coefficient -30mV/°C
	Standby	No limit on Initial Charging Current Voltage 6.75~6.90V at 25°C (77 °F) Temperature Coefficient -20mV/°C



CONSTANT CURRENT DISCHARGE RATING A@25°C

F.V/TIME	10MIN	15MIN	30MIN	1HR	3HR	5HR	8HR	10HR	20HR
1.60V	477.1	352.1	216.7	124.0	56.6	37.9	25.4	21.2	11.0
1.65V	438.7	336.6	208.0	119.3	54.8	36.8	25.1	20.9	10.9
1.70V	404.0	315.3	198.9	114.8	53.3	35.9	24.7	20.5	10.7
1.75V	369.8	293.6	190.0	110.0	51.7	35.0	24.4	20.3	10.6
1.80V	334.8	271.0	181.8	106.1	50.0	34.0	24.0	20.0	10.5

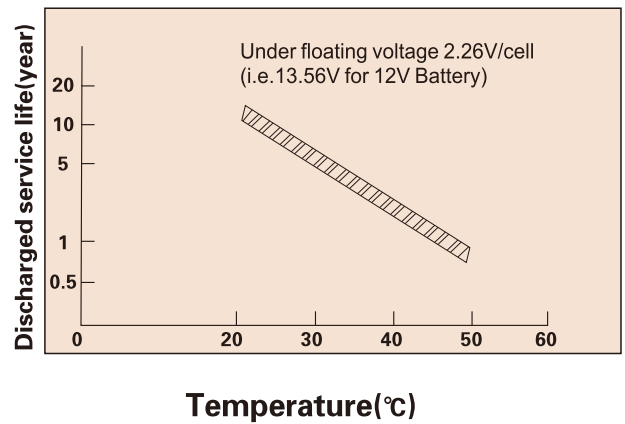
CONSTANT POWER DISCHARGE RATING WATT PER CELL@25°C

F.V/TIME	10MIN	15MIN	30MIN	1HR	3HR	5HR	8HR	10HR	20HR
1.60V	789.4	615.7	397.7	233.2	108.0	73.1	50.0	41.8	21.7
1.65V	760.4	597.3	385.7	225.6	105.2	71.2	49.1	41.1	21.4
1.70V	712.9	567.7	372.4	218.3	102.7	69.6	48.5	40.6	21.1
1.75V	664.3	536.3	359.7	210.5	100.2	68.1	47.9	40.0	21.0
1.80V	611.7	502.2	347.2	204.0	97.1	66.5	47.3	39.3	20.8

Cycle service life



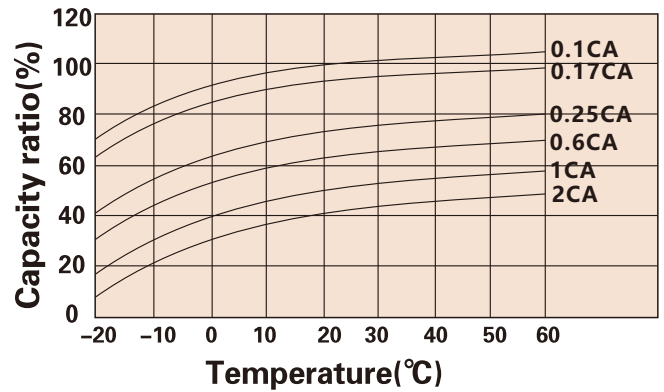
Trickle(or float) service life



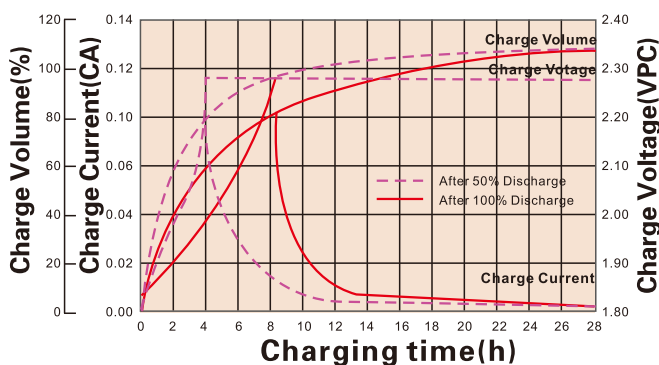
Storage time(months)



Temperature and discharge capacity



Charging characteristic



Storage Temperature	Supplementary Charge Interval	Charge Method
≤20°C	Every 12 months	Less or 24 hours with a constant voltage of 2.3V/cell
20-30°C	Every 8 months	12-18 hours with a constant voltage of 2.45V/cell
≥30°C	Storage to be avoided	8-12 hours with a constant current of 0.05CA

APPLICATIONS

Standby Usage:

- UPS
- Emergency Lights
- Alarm Systems
- Telecommunication Systems

Cyclic Usage:

- Medical Equipments
- Electric Instruments
- Toys
- Camcorder and Solar Systems

Motive Usage:

- Golf Cars
- Wheelchairs
- Lawnmowers
- Motorcycle

(Note) All above information shall be changed without prior notice, Shimastu reserves the right to explain and update the latest information.